

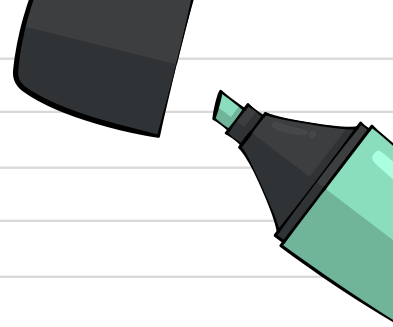
5th Grade
Open House

2023 - 2024

Meet Your Teachers!

Mr. Burgess
Math/Science

Mrs. Russell-Smith
ELA



$$a + b =$$

Russell Schedule

M, T, Th, F

Reading 8:45 - 9:15

Centers 9:15 - 10:15

Writing 10:15-10:45

Specials 10:45 - 11:30

Bay Lake Time 11:30 - 12:00

Lunch 12:05 - 12:30

Recess 12:30-12:50

Math 1:00 - 2:00

Science 2:00 - 3:00

Burgess Schedule

M, T, Th, F

Math 8:55 - 9:30

Math Int. 9:30-10

Science 10 - 10:45

Specials 10:45 - 11:30

Reading Int. 11:30 - 12

Lunch 12:03 - 12:28

Recess 12:28 - 12:50

ELA 12:50 - 3:00

$$a + b =$$

Russell Schedule

Wed

Reading 8:45 - 9:15

Centers 9:15 - 10:15

Writing 10:15-10:45

Specials 10:45 - 11:30

Bay Lake Time 11:30 - 12:00

Lunch 12:05 - 12:30

Recess 12:30-12:50

Math 1:00 - 2:00

Science 2:00 - 3:00

Burgess Schedule

Wed

Math 8:55 - 9:30

Math Int. 9:30-10

Science 10 - 10:45

Specials 10:45 - 11:30

Reading Int. 11:30 - 12


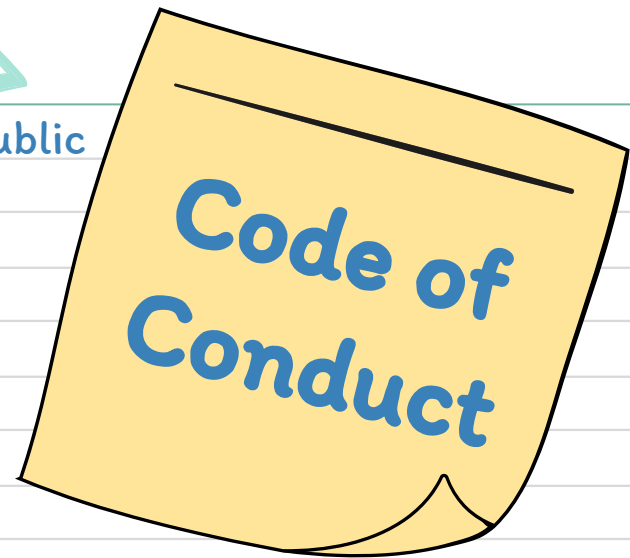
Lunch 12:03 - 12:28

Recess 12:28 - 12:50

ELA 12:50 - 3:00



- Students are expected to follow the Orange County Public School Code of Student Conduct.
- The Code of Student Conduct was created to help students, parents, and school personnel understand the guidelines for maintaining a safe and orderly learning environment.
- Dress code
- Each OCPS student must obey district rules:
 - ◆ While on school grounds
 - ◆ While being transported to or from school at public expense.
 - ◆ During school-sponsored events, such as field trips, athletic functions, and similar activities.






ROARS and Behavior








**In the
Classroom**



- Students are expected to demonstrate good digital citizenship and school expectations and/or procedures
 - Use “accountable talk” during discussions
 - Actively participate and remain on task in class
- 

Respect Ownership Attitude Responsibility Safety



	Classroom Procedures	Lining Up	Centers/Small Groups	Bathroom	Homework	Brain Break
Respect 	<ul style="list-style-type: none"> -Respectful of others' property, space, and -Be an active listener -Be engaged 	<ul style="list-style-type: none"> -Walking feet -Hands, feet, and objects to yourself -Silent Voices -Respect personal space 	<ul style="list-style-type: none"> -Respect of others' property, space, and ideas -Be an active listener 	<ul style="list-style-type: none"> - Knock on door before entering -Allow privacy -Wait your turn -Inside voices 	<ul style="list-style-type: none"> -Nice, Neat, and completed 	<ul style="list-style-type: none"> -Take turns -Share equipment -Use kind words
Ownership 	<ul style="list-style-type: none"> -Be prepared -Be on task -Take pride in your work -Put your name on your work 	<ul style="list-style-type: none"> -Line up promptly -Remain in line 	<ul style="list-style-type: none"> -Be engaged and on task -Participation -Put your name on your work 	<ul style="list-style-type: none"> -Flush the toilet -Throw paper towels in the trash 	<ul style="list-style-type: none"> -Put your name on your work -Take pride in your own work -Take homework home 	<ul style="list-style-type: none"> -Listen for lineup signal -Line up promptly -Apologize for mistakes
Attitude 	<ul style="list-style-type: none"> -Use kind words -Be positive -Use manners 	<ul style="list-style-type: none"> -Be polite 	<ul style="list-style-type: none"> -Use kind words -Be positive -Use manners 	<ul style="list-style-type: none"> -Use kind words 	<ul style="list-style-type: none"> -Be patient -Take your time -Try your best 	<ul style="list-style-type: none"> - Be a good sport -Include everyone who wants to play -Use kind words
Responsibility 	<ul style="list-style-type: none"> -Clean up after yourself -Use materials properly -Complete and turn in work on time 	<ul style="list-style-type: none"> -Be prepared 	<ul style="list-style-type: none"> -Complete and turn in work on time -Use and return all materials 	<ul style="list-style-type: none"> -Return promptly -Clean up after yourselves 	<ul style="list-style-type: none"> -Return promptly -Show your work -Record all homework in planner -Sign planners 	<ul style="list-style-type: none"> -Put all equipment away - Immediately and accurately report problems
Safety 	<ul style="list-style-type: none"> -Walking feet with eyes forward -Push in your chair -Put your items away -Hands, feet and objects to yourself -Report concerns -Sit in your chairs properly 	<ul style="list-style-type: none"> -Eyes forward -Quiet feet 	<ul style="list-style-type: none"> -Stay in your area -Push in your chair -Sit in your chairs properly 	<ul style="list-style-type: none"> -Keep water in the sink -Wash your hands 	<ul style="list-style-type: none"> -Use materials properly 	<ul style="list-style-type: none"> -Use equipment properly -Stay in designated areas -Call an adult for help -Hands and feet to yourself





Attendance

- Please make every effort to have your child at school on time.
- Learning begins at 8:45 a.m.
- **Absences:** A student is considered absent if they miss more than 1/2 of the school day. Absences are recorded as unexcused until documentation is provided.
- Please send in a note in with your child the day they return to school. Excuse notes must be in writing or email.
- **Tardies:** A student is tardy if they are not in class at the beginning of the school day.






Dismissal



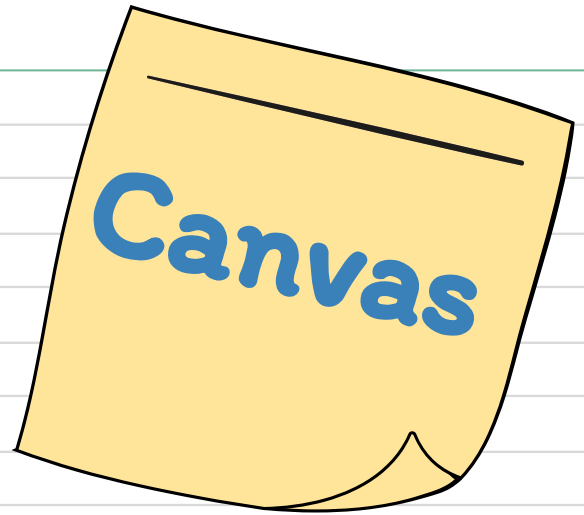
- Dismissal Procedures -

- Delayed Dismissal (30/30)
 - Changes in dismissal should be emailed before 2PM (1PM on Wed.) or call the front office.
 - Car riders should be picked up in the car loop—use your car tag
 - Office does not deliver late items, such as lunch boxes, water bottles, homework, etc.
- 






- Digital Learning
- Modules
- Announcements
- Discussions
- E-mail




- Parents need to create a Parent Portal account if you do not have one
- Canvasparent.ocps.net
 - Click on PARENT LOGIN THROUGH LAUNCHPAD PARENT PORTAL
 - Sign Up using email or phone number provided to school





- Access through launchpad
- Monitor your child's grades weekly
- Grades are updated on Tuesday





Communication



Teacher/Parent Communication

- Email teacher directly
- Call and leave a voicemail

Announcements will be posted through Talking Points

- Teachers will respond as soon as possible
- Allow up to 48 hours
- If an emergency, contact office

Weekly Newsletter

Fifth Grade 2023-2024
Lion's Weekly
August 28st - September 1st

»» In Class This Week

Reading: HW - Week Q1:3

- Analyze how **setting, events, conflict,** and **characterization** contribute to the plot in a literary text.
- Use **context clues** to determine the meaning of multiple-meaning and unknown words and phrases.
- Theme

Writing:

- Write a personal or fictional **narrative**.

Math: HW - Week 4 on Canvas (Mon-Thu)


- I can use a table to record **inputs and outputs**.
- I can identify and write a **two-step rule** that can describe the **pattern** as an **expression**.

Science: Matter Study Guide

- I can investigate and describe how some objects **dissolve** in liquids and how some do not.
- I can investigate and describe **physical and chemical changes**.


»» Events

- 8/29 FAST PM1 ELA
- 8/30 Math Test
- 8/31 FAST PM1 Math
- 9/1 - Reading test
- 9/4 - No School
- 9/5 - Science Test



»» Reminders

- Return all papers signed.
- Come to school with laptop and chargers.



Reading

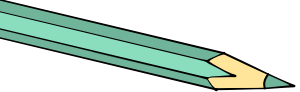
- This Year we will be learning...
 - Theme
 - Main Idea
 - Compare and Contrast
 - Text Structure
 - Tone/Mood
 - Point of View
 - Quoting Accurately from Text

Writing

- Informative/Explanatory
- Opinion

Essay Layout

- Introduction Paragraph
 - ◆ Hook and a Bridge
 - ◆ Controlling Idea
 - ◆ Opinion Writing ONLY: pick a side based on evidence in the text
- Supporting Point 1 Paragraph
 - ◆ Evidence that supports point
 - ◆ Elaboration
- Supporting Point 2 Paragraph
 - ◆ Evidence that supports point
 - ◆ Elaboration
- Conclusion Paragraph
 - ◆ Rephrase controlling idea



Math

- divide multi-digit whole numbers
- add, subtract, multiply and divide decimals
- add, subtract, multiply, and divide fractions
- convert units of measure
- find the volume of a given 3-D figure
- represent data on graphs
- classify and organize two-dimensional figures



Science

- This year we will be learning...
 - Scientific Method
 - Properties of Matter
 - Organizations and Development of Living Organisms
 - Forces and Changes in Motion
 - Earth Systems and Patterns
- Quizzes and classwork assignments throughout the unit, Unit tests at the end of each unit. Science projects will be assigned throughout the year.
- Students will take a State Assessment at the end of the year.

How about the percentages?

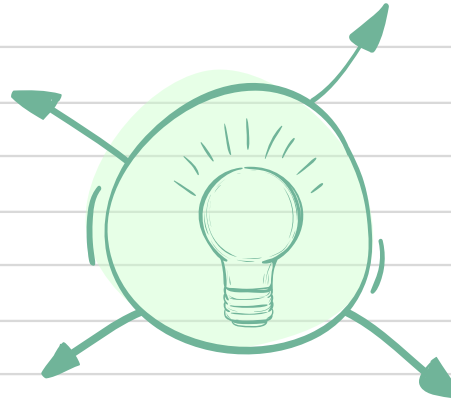


30%

Mercury is the closest planet to the Sun

22%

Saturn is a gas giant and the planet with rings



15%

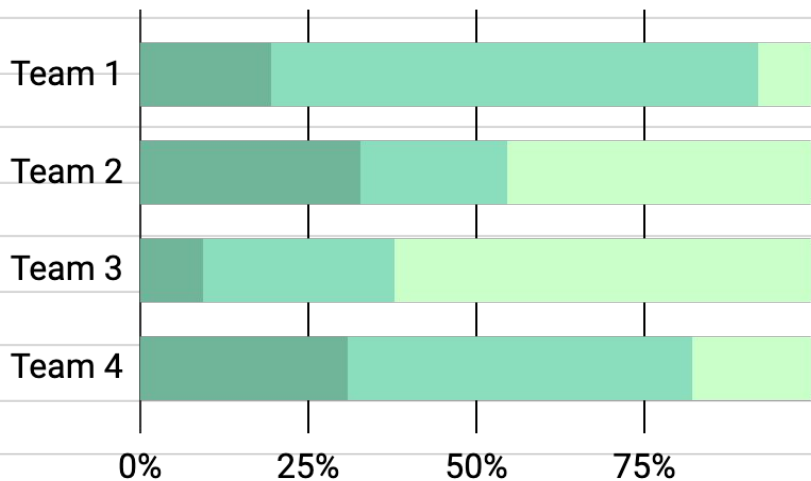
Despite being red, Mars is a cold place

45%

Venus has a beautiful name, but it's hot



This is a graph



Follow the link in the graph to modify its data and then paste the new one here. **For more info, click here**

Mars

Despite being red, Mars is a cold place



Venus

Venus has a beautiful name, but it's hot

Saturn

Saturn is the only planet with rings. It's made of gas

Reviewing concepts is usually a good idea

Mercury

Mercury is the closest planet to the Sun

Venus

Venus has a beautiful name, but it's hot

Mars

Despite being red, Mars is a cold place

Neptune

Neptune is the farthest planet from the Sun

Saturn

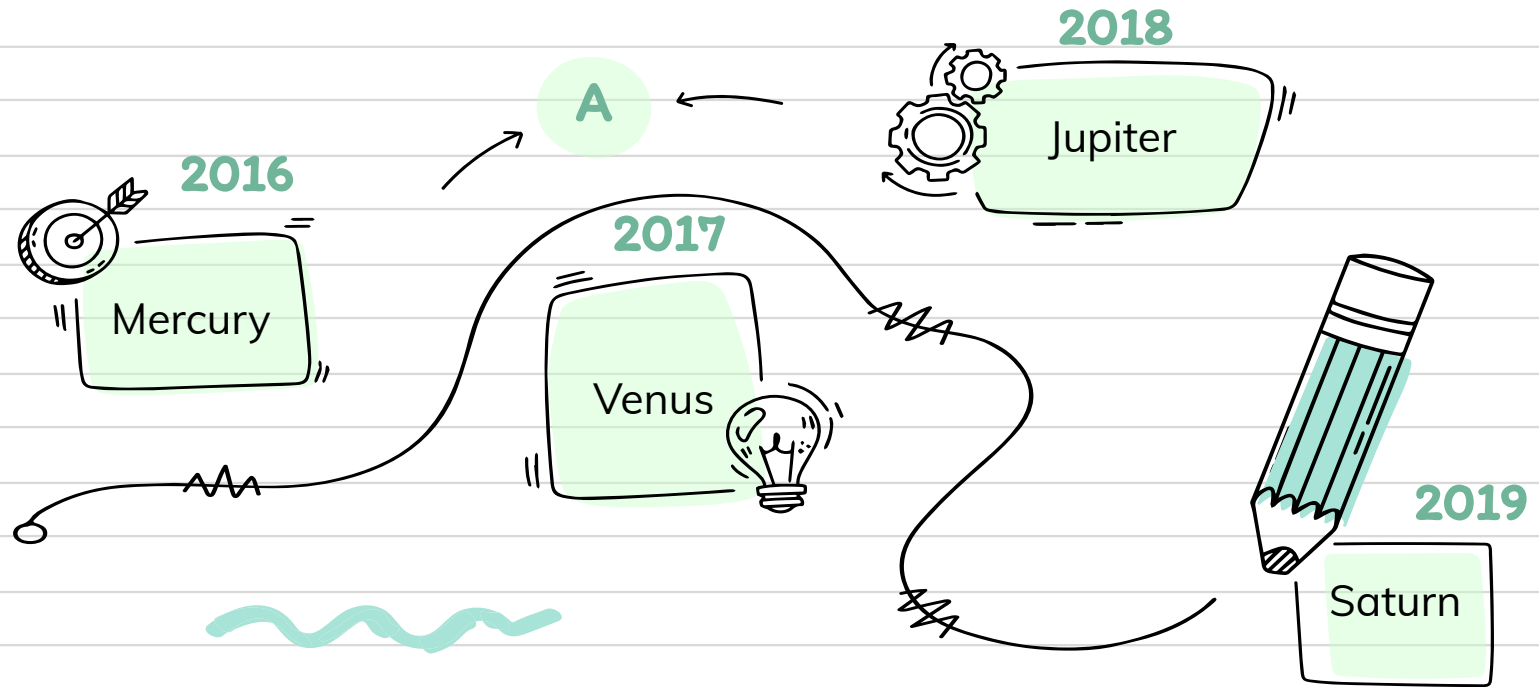
Saturn is the only planet with rings

Earth

The Earth it's the third planet from the Sun



Infographics make your idea understandable...



... and tables do the same!

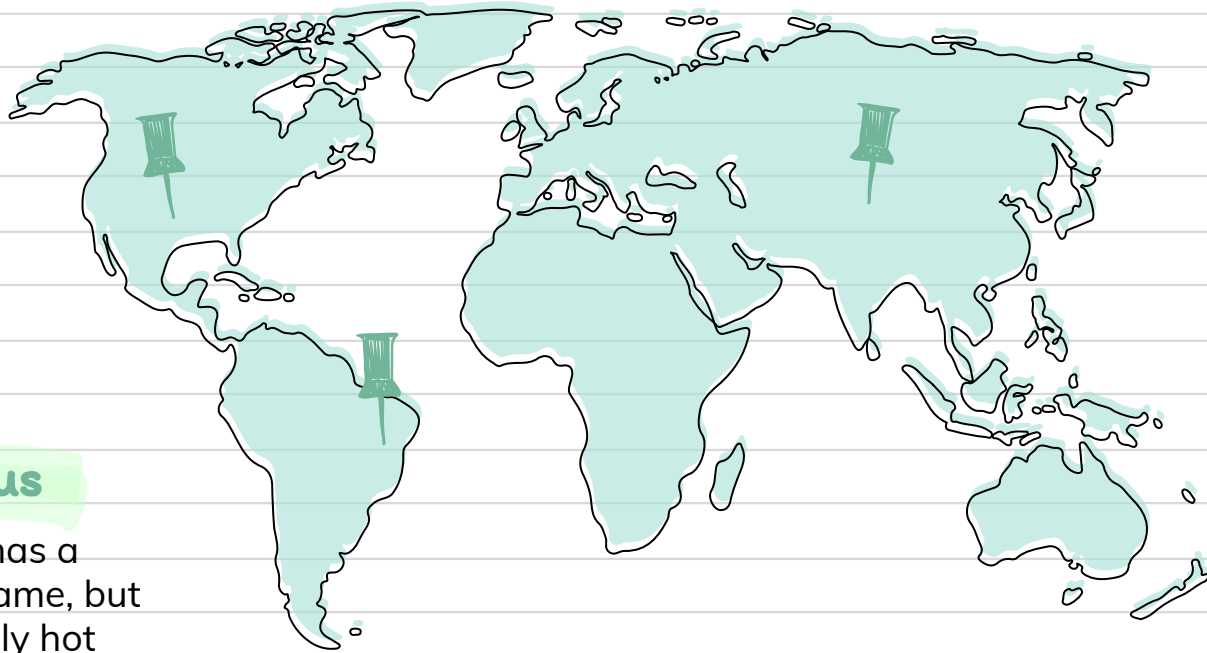


	Mass (Earths)	Diameter (Earths)	Surface gravity (Earths)
Mercury	0.06	0.38	0.38
Mars	0.11	0.53	0.38
Saturn	95.2	9.4	1.16





This is a map



Venus

Venus has a beautiful name, but it's terribly hot



A timeline always works well

Mercury is the
closest planet to
the Sun

Venus has a
beautiful name,
but it's hot

Despite being
red, Mars is a
cold place

2017

2019

2016

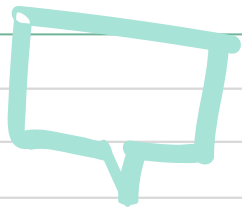
2018

2020

Jupiter is the
biggest planet of
them all

Saturn is the only
planet with rings.
It's made of gas





4,498,300,000

Big numbers catch your audience's
attention




333,000

Earths is the Sun's mass

24h 37m 23s

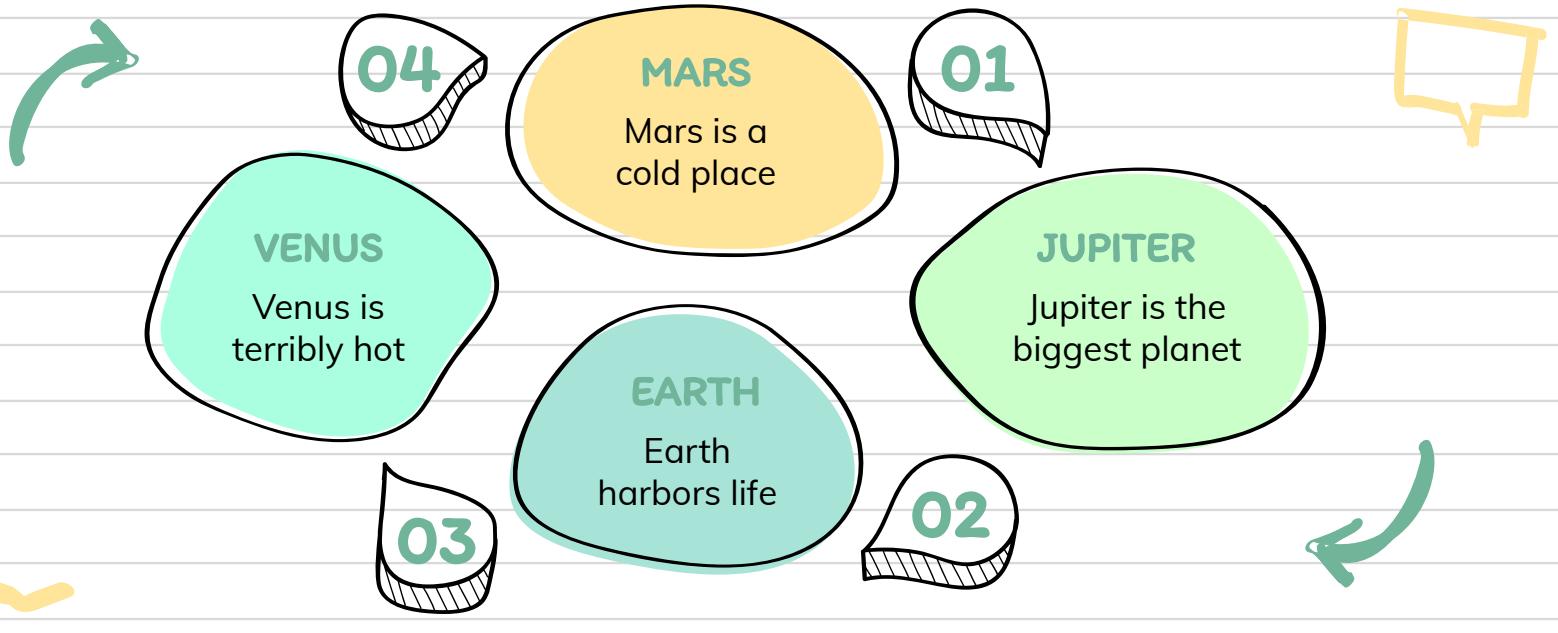
is Jupiter's rotation period



386,000 km

between Earth and the Moon

Reinforce the concept using infographics!





Our services

Basic

\$35

You can explain your product or your service

Characteristic
Characteristic

Pro

\$60

You can explain your product or your service

Characteristic
Characteristic

Premium

\$85

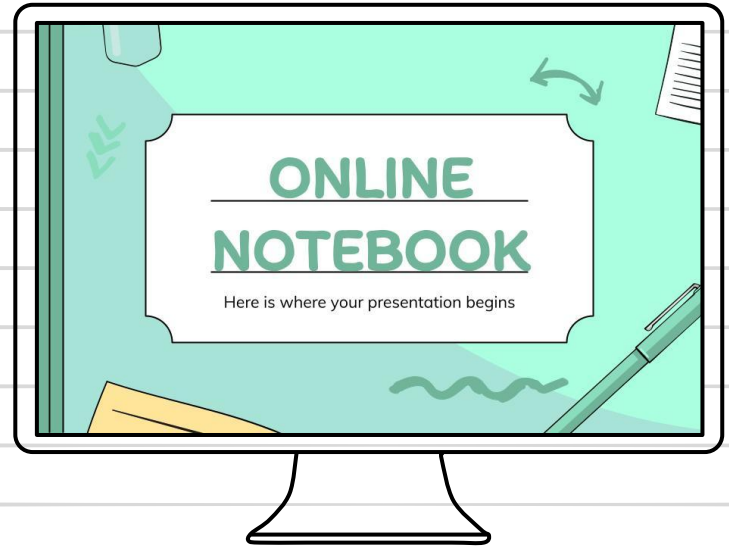
You can explain your product or your service


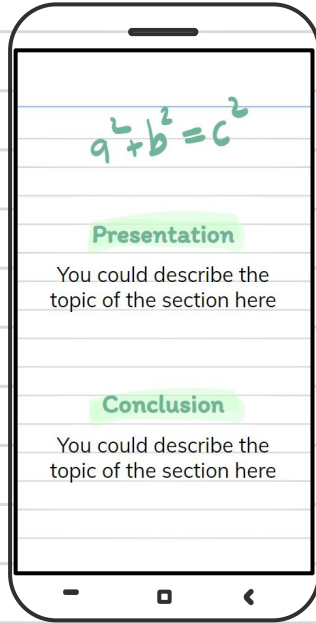

Characteristic
Characteristic



Desktop software

You can replace the
image on the screen
with your own work.
Delete this one, add
yours and center it






Mobile web

You can replace the image on the screen with your own work. Just delete this one, add yours and center it properly

Tablet app



You can replace the image on the screen with your own work. Just delete this one, add yours and center it properly





Our team



Helena Patterson

You can replace the star
on the screen with a
picture of this person



Ann Smith

You can replace the star
on the screen with a
picture of this person



John Doe

You can replace the star
on the screen with a
picture of this person





Thanks!




Do you have any questions?

addyouremail@freepik.com
+91 620 421 838
yourcompany.com

CREDITS: This presentation template was created by Slidesgo, including icons by Flaticon and infographics & images by Freepik


Please keep this slide for attribution



Resources

Vector

- Hand drawn notebook with pencils and material
- Travel pattern with elements and dash lines
- Hand drawn arrow collection
- Assortment of arrows highlighter
- Cartoon math elements background
- Planning elements sample
- Collection of colored notes with adhesive tap
- Online learning background with variety of hand-drawn items
- Background of mobile phone with hand-drawn items
- Hand drawn timeline infographic template
- Hand drawn template timeline infographic



Photo

- Top view of graphic designer working with graphic tablet and laptop
- Flat lay of back to school concept with copy space



Instructions for use (premium users)

As a Premium user, you can use this template without attributing [Slidesgo](#) or keeping the "Thanks" slide.

You are allowed to:

- Modify this template.
- Use it for both personal and commercial purposes.
- Hide or delete the "Thanks" slide and the mention to Slidesgo in the credits.
- Share this template in an editable format with people who are not part of your team.

You are not allowed to:

- Sublicense, sell or rent this Slidesgo Template (or a modified version of this Slidesgo Template).
- Distribute this Slidesgo Template (or a modified version of this Slidesgo Template) or include it in a database or in any other product or service that offers downloadable images, icons or presentations that may be subject to distribution or resale.
- Use any of the elements that are part of this Slidesgo Template in an isolated and separated way from this Template.
- Register any of the elements that are part of this template as a trademark or logo, or register it as a work in an intellectual property registry or similar.

For more information about editing slides, please read our FAQs or visit Slidesgo School:

<https://slidesgo.com/faqs> and <https://slidesgo.com/slidesgo-school>

Fonts & colors used

This presentation has been made using the following fonts:

Itim

(<https://fonts.google.com/specimen/Itim>)

Muli

(<https://fonts.google.com/specimen/Muli>)

#70b499

#8adebd

#caffca

#aaffe0

#a8e3d7

#ffe599

#eeeeee

#000000

Storyset

Create your Story with our illustrated concepts. Choose the style you like the most, edit its colors, pick the background and layers you want to show and bring them to life with the animator panel! It will boost your presentation. Check out [How it works](#).



Pana



Amico



Bro



Rafiki



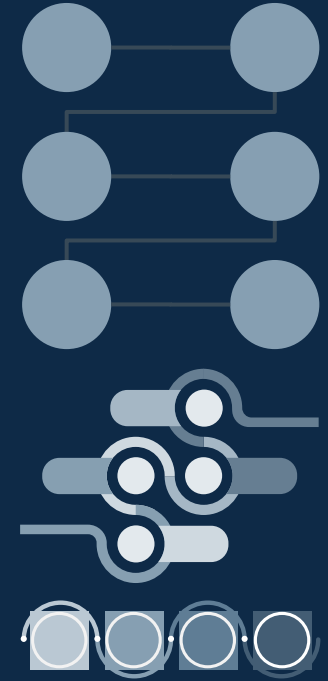
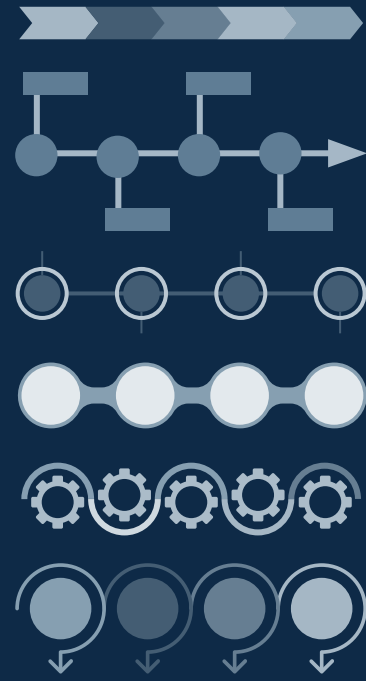
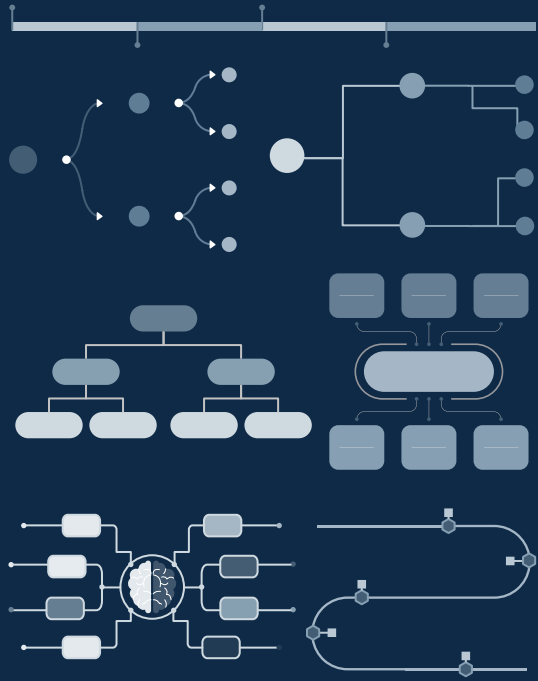
Cuate

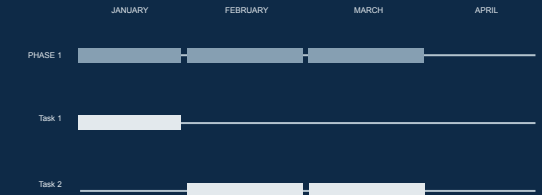
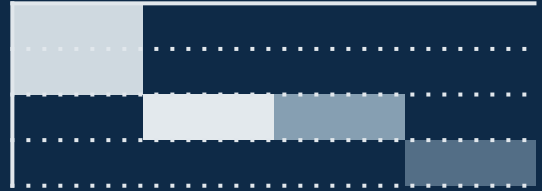
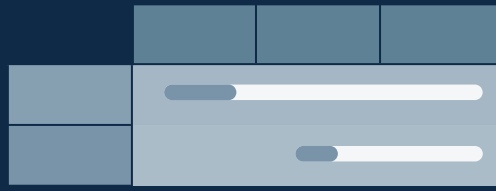

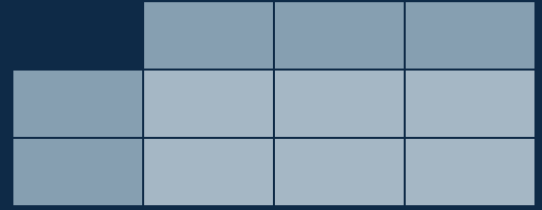

Use our editable graphic resources...


You can easily [resize](#) these resources without losing quality. To [change the color](#), just ungroup the resource and click on the object you want to change. Then, click on the paint bucket and select the color you want. Group the resource again when you're done. You can also look for more [infographics on Slidesgo](#).

















...and our sets of editable icons

You can resize these icons without losing quality.

You can change the stroke and fill color; just select the icon and click on the paint bucket/pen.

In Google Slides, you can also use [FlatIcon's extension](#), allowing you to customize and add even more icons.



Educational Icons



Medical Icons



Business Icons



Teamwork Icons



Creative Process Icons



Performing Arts Icons



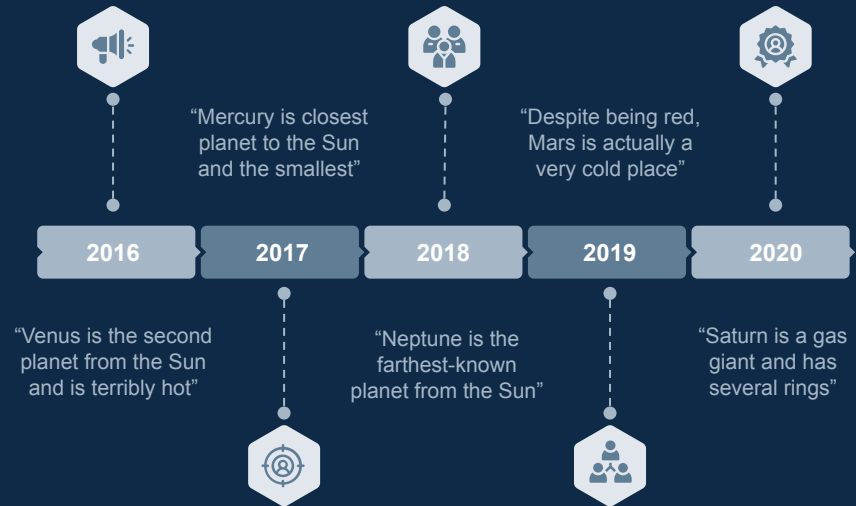
Nature Icons



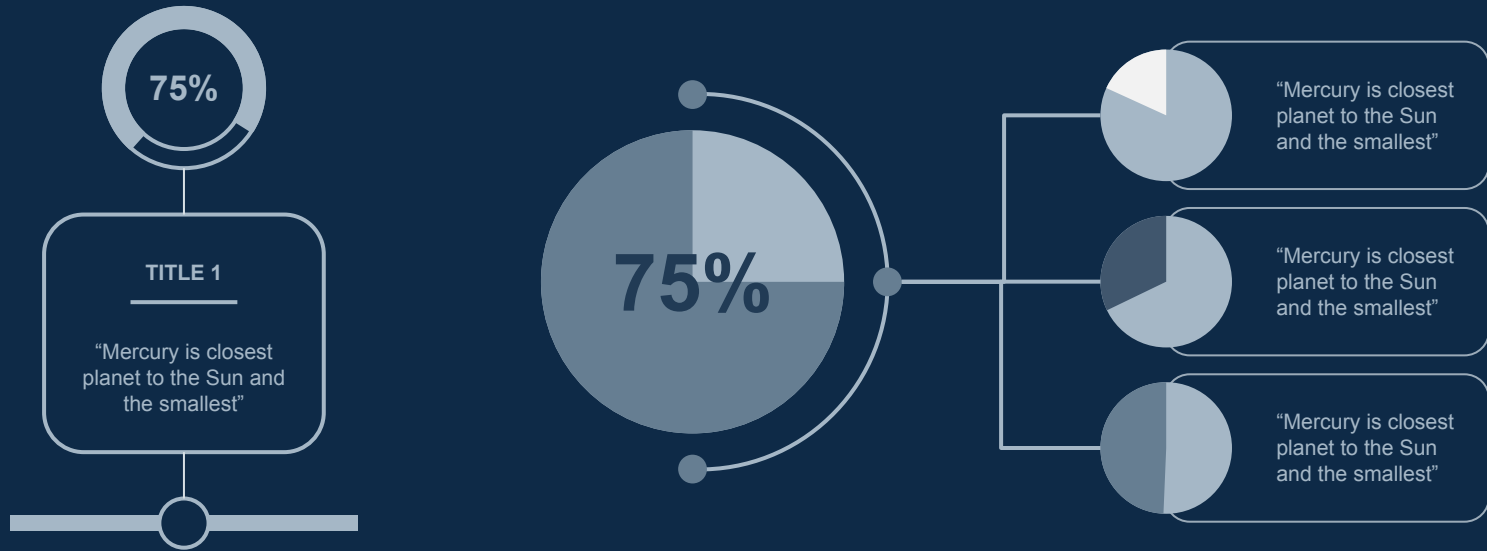
SEO & Marketing Icons



Premium infographics



Premium infographics



Premium Icons

Digital Marketing



Premium Icons

Online Learning



Premium Icons

Laboratory



Premium Icons

Goals & Results



Premium Icons

Infographic Elements



